




Top features

- DLC listed, 125 and 110LPW optional
- Power and CCT adjustable default
- Flicker free ($\leq 10\%$)
- DC sensor and EM solution ready

Multiple sensor solutions ready

- Quick and easy in-field installation of sensors.
- Integrated occupancy and daylight controls.



Ever-Tie Patent Design

The sensor receptacle is pre-embedded in the profile frame.



UL Listing:

Suitable for damp locations.
IC rated

LEDs:

Long-life, high-efficacy, micro-powerLEDs

Lifespan:

Lumen Maintenance, L70 > 100,000 hours based on IES LM-80 results and TM-21 calculations

Housing:

Steel sheet and extruded aluminum

Lens:

Frosted Polystyrene

Finish:

Long lasting white with high durability

Ambient Operating Temperature:

-20°C (-4°F) to 50°C (122°F)

Driver:

Driver includes dimming control wiring for 0-10V dimming systems. The dim-to-off voltage threshold of optional 12V AUX integrated driver ranges from 0.1V to 0.5V.

IESNA LM-79 & IESNA LM-80 Testing:

Ever-tieLED luminaires have been tested based on IESNA LM-79 and LM-80 by a third-party laboratory

Mounting:


Recessed ceiling mounting ready (default) Surface mounting with optional accessories Suspended installation with optional accessories

Optional accessories (purchased separately):

- Drywall mount kit
- Surface mount kit
- Cable suspending mounting kit

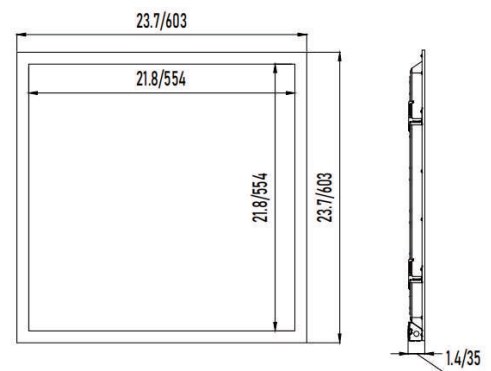
Dimensions

2x4




2x2

Size unit: inch/mm



1x4



Product Series	Catalog No.	Size	Input Wattage	Lumens Rated	LPW	CCT	DLC
125LPW, Field-adjustable Power and CCT	ETLPZG2-14/GB/30/25/20/YDM/CCT 83550	14	30/25/20	3750/3125/2500	125	Selectable, 3500&4000&5000K	5.1P
	ETLPZG2-14/GC/40/30/25/YDM/CCT 83550	14	40/30/25	5000/3750/3125	125	Selectable, 3500&4000&5000K	5.1P
	ETLPZG2-22/GA/30/25/20/YDM/CCT 83550	22	30/25/20	3750/3125/2500	125	Selectable, 3500&4000&5000K	5.1P
	ETLPZG2-22/GB/40/30/25/YDM/CCT 83550	22	40/30/25	5000/3750/3125	125	Selectable, 3500&4000&5000K	5.1P
	ETLPZG2-24/GB/40/30/25/YDM/CCT 83550	24	40/30/25	5000/3750/3125	125	Selectable, 3500&4000&5000K	5.1P
	ETLPZG2-24/FC/50/40/30/YDM/CCT 83550	24	50/40/30	6250/5000/3750	125	Selectable, 3500&4000&5000K	5.1P
	ETLPZG2-24/GC/60/50/40/YDM/CCT 83550	24	60/50/40	7500/6250/5000	125	Selectable, 3500&4000&5000K	5.1P
110LPW, Field-adjustable Power and CCT	ETLPZG2-14/GB/40/30/25/YDM/CCT 83550	14	40/30/25	4400/3300/2750	110	Selectable, 3500&4000&5000K	5.1S
	ETLPZG2-22/GA/40/30/25/YDM/CCT 83550	22	40/30/25	4400/3300/2750	110	Selectable, 3500&4000&5000K	5.1S
	ETLPZG2-24/GB/50/40/30/YDM/CCT 83550	24	50/40/30	5500/4400/3300	110	Selectable, 3500&4000&5000K	5.1S
	ETLPZG2-24/GC/60/50/40/YDM/CCT 83550	24	60/50/40	6600/5500/4400	110	Selectable, 3500&4000&5000K	5.1S

Ordering Information

ORDERING EXAMPLE:

ETLPZG2-24/GB/50/40/30/YDM/CCT 83550(A3+B3)

Product Code	Size	Module type	Power	Dimming	CCT	Other Items/Options
ETLPZG2	24	FC	50/40/30	YDM	CCT 83550	A3+B3
Generation 2 Panel	24 22 14	GA GB GC ... (Defined by ET)	Switchable Power Refer to performance tables	YDM 0-10V CCT dimming	83550 80 CRI 3500K-5000K switchable	120-277 120-347 A3 B3 Input voltage Optional input voltage Driver code LED code