

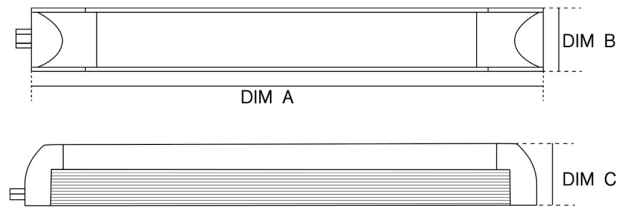


Features & Benefits

- Sunlike 2835 SMD LEDs PPF/W highest umol/J per watt.
- Direct 120-277VAC powered & Linkable.
- Multiple light mounting configurations for various horticulture applications.
- Low profile fixture.
- Spectrum tailored to maximize photosynthetic efficiency and absorption.
- Proprietary configurable track mounting for space utilization.
- Shorter production growth cycle using less energy.

Dimensions

Length	DIM A	DIM B	DIM C
2FT	21.2 in	1.2 in	1.4 in
4FT	45.2 in	1.2 in	1.4 in
5FT	57.0 in	1.2 in	1.4 in
6FT	68.8 in	1.2 in	1.4 in
8FT	92.4 in	1.2 in	1.4 in



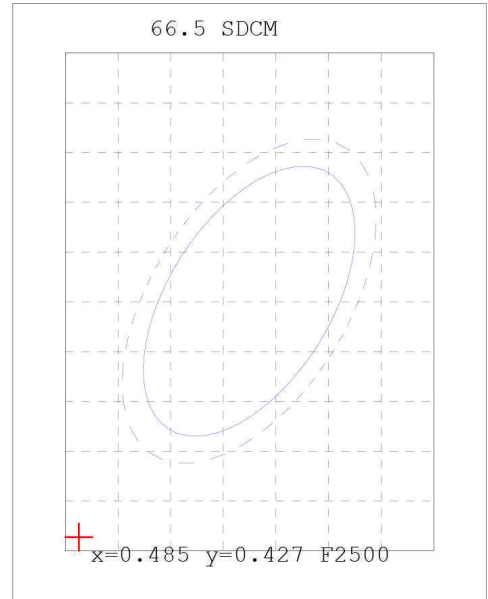
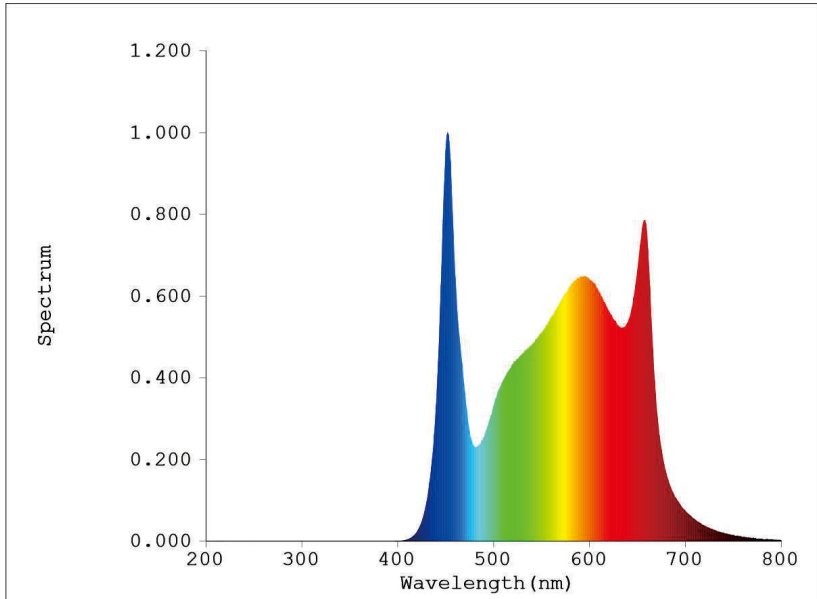
① Order Information

Part No.	Length	Power	PPF	Efficacy (PPE)	Dimming	Input Voltage	Angle
EDI-LS2G-2FT20W	2 ft	20W	46 umol/S	2.3 umol/J	Non-Dimmable	100-277 VAC	270°
EDI-LS2G-4FT42W	4ft	42W	96.6 umol/S	2.3 umol/J		100-277 VAC	270°
EDI-LS2G-5FT42W	5ft	42W	96.6 umol/S	2.3 umol/J		100-277 VAC	270°
EDI-LS2G-6FT52W	6ft	52W	120 umol/S	2.3 umol/J		100-277 VAC	270°
EDI-LS2G-8FT64W	8ft	64W	147 umol/S	2.3 umol/J		100-277 VAC	270°

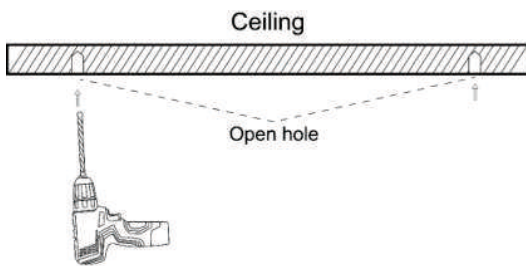
② Specifications

		LS2G-2FT20W	LS2G-4FT42W	LS2G-5FT42W	LS2G-6FT52W	LS2G-8FT64W
Key Parameters	Dimensions	2ft	4ft	5ft	6ft	8ft
	Linkable	Max 330W				
	Voltage	100-277V AC	100-277V AC	100-277 VAC	100-277V AC	100-277V AC
	Wattage	20W	42W	42W	52W	64W
	Efficacy(PPE)	2.3 umol/J	2.3 umol/J	2.3 umol/J	2.3 umol/J	2.3 umol/J
	PPF	46 umol/S	96.6 umol/S	96.6 umol/S	120 umol/S	147 umol/S
Certifications	Safety	ETL CETL				
Electrical	Wattage	20W	32W	42W	52W	64W
	Current	Max 0.2A	Max 0.32A	Max 0.42A	Max 0.52A	Max 0.64A
	Rated Voltage	100-277V AC				
	Frequency	50/60Hz				
	THD	≤ 20%				
	Surge Protection	2KV				
	Power Factor	≥ 0.9				
Lifetime	L70	≥ 36,000 hours				
	L90	≥ 50,000 hours				
	Warranty	5 Years				
Operation	Start Time	≤ 1S				
	Operating Temp	-4°F+113°F				
	Storage Temp	-22°F+149°F				
	Housing/Case	Aluminum				
	Optical-Lens	Clear				
	Environment	Indoor				
	Ingress Protection	IP20				

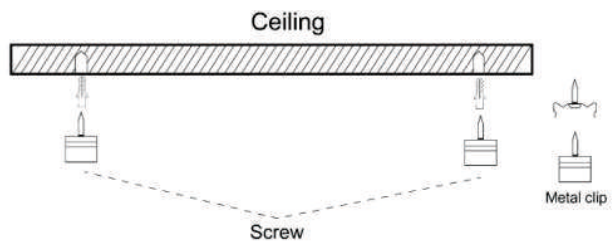
③ Spectra



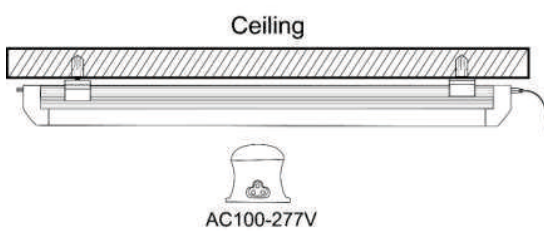
④ Installation



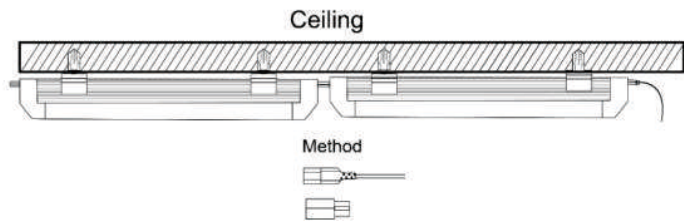
①. Make a right position and screw hole.



②. Fixed the clips between ceiling and light with screws.

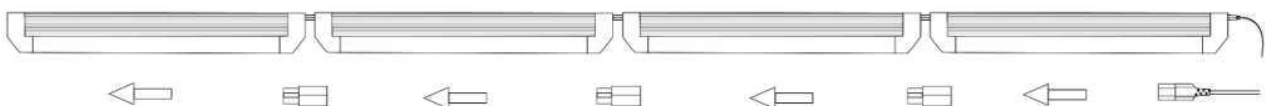


③. Fixed rotatable clips & fixture with tighten screws.



④. Connected up by connector, done

Caution The Intergrated Tubes Can Be Connected Up To Total **330W**



⑤ Note

- 1.The installation and maintenance must be completed by electricians or professionals.
- 2.Please cut off the power before installation and maintenance.
- 3.The thermally insulating material is not allowed to cover the fixture.
- 4.Please keep away from the corrosive substance, and keep the fixture dry and clean.
- 5.Working temperature: -4°F~104°F, storage temperature: -22°F~140°F.