


## LED T8 TUBE Series - 6WATT&6CCT

### LedT8TubeTypeA+B-BallastCompatible (6WATT&6CCTTunable,4FT/8FT)

- 6WATT&6CCTSwitchinonetube
- Alu-PCT8tubewithgoodheatdissipation
- Lowerthestockrisk
- Easyforinstallation
- Environmentallyfriendlywithoutmercury



WATT : 22W 20W 18W 15W 12W 10W

CCT : 3000K 3500K 4000K 5000K 6000K 6500K


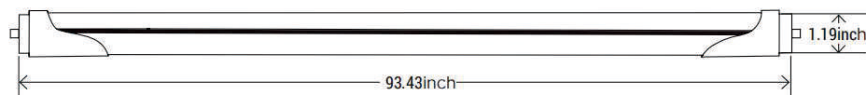
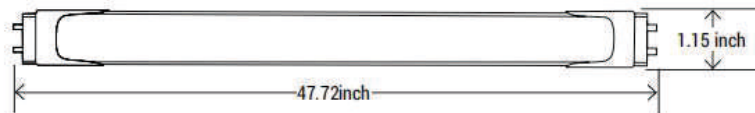
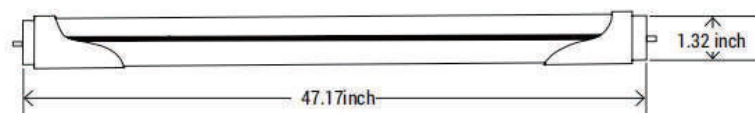
**Best LED Solution:**  
**One tube, 36 Options, LESS STOCK**

Base	Length	6WATT	6CCT
G13	4FT	20-18-15-12-10-8	6500-6000-5000-4000-3500-3000
		22-20-18-15-12-10	
FA8/R17D	8FT	40-36-32-28-24-20	
		48-45-40-35-30-25	


## Product Specification

<b>Model</b>	ZS-T8-20P4FT-AB- FMM ZS-T8-22P4FT-AB- FMM ZS-T8-40P8FT-AB-FA8(R17D)-FMM	<b>Watt</b>	6WATT Tunable
<b>Input Voltage</b>	AC100-277	<b>Efficiency</b>	120-130lm/W
<b>Length</b>	4FT, 8FT	<b>Material</b>	Aluminum+PC
<b>CRI</b>	>80	<b>Operation Temperature</b>	-20°C to 60°C
<b>CCT</b>	3000K/3500K/4000K/5000K/6000K/6500K (6 CCT tunable)	<b>Environment</b>	Dry, Damp
<b>Base Type</b>	G13/FA8/R17D	<b>Rated Lifetime</b>	50,000 hours

## Product Dimension




## Product Structure



✓ **Strict Quality Control System** ---- Each tubes must be 100% inspected before delivery

Every led tube passes High temperature testing; High-Low Input testing; switch testing; pressure testing; electric leakage testing; lightning stroke testing and aging testing for 6 hours.



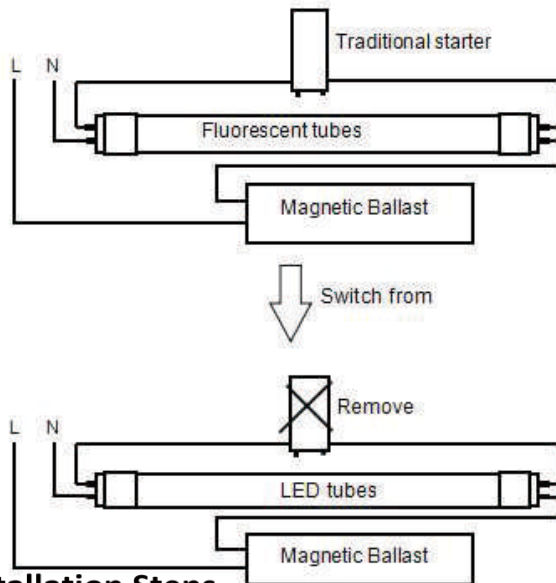
## Installation Instructions

### 1. Replacement for bypass ballast (fluorescent lamps (Type A))

1. below: **Magnetic ballast**

professional installation is required

- 1: Turn off power before installation
- 2: Remove the traditional starter
- 3: Replace traditional fluorescent tube with LED tube
- 4: Switch on electricity and check for lamp starting

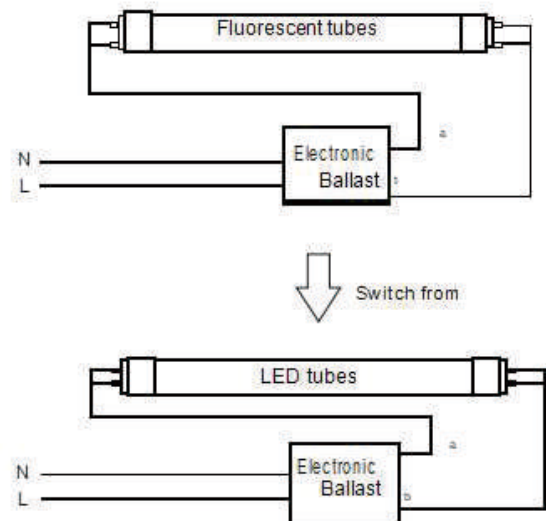


#### Installation Steps

**Electronic ballast**

professional installation is required

- 1: Turn off power before installation
- 2: Replace traditional fluorescent tube with LED tube
- 3: Switch on electricity and check for lamp starting



### 2: Replacement for bypass ballast (fluorescent lamps (Type B))

2: Cut the wire and bypass ballast

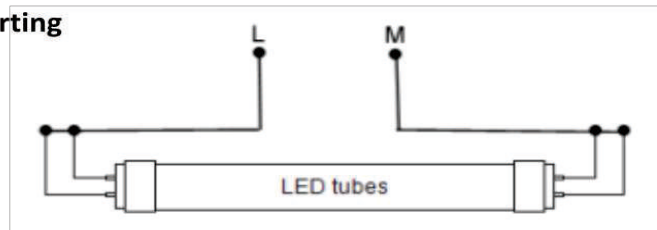
3: Hookup line wires to Tombstone wires as a direct power

4: Stick the warning label

5: Switch on electricity and check for lamp starting



or





**Warning: All fixture have to change with new tombstone when apply for plug and play tube.**



## LED T8 TUBE Series - 6WATT&6CCT

6Watt& 6CCT Tunable,5Years Warranty

### 3. Packing



Size	Case	CartonDimension	Lbs/ctn	20GP	40HQ
4FT	25pcs/case	48.6*7.28*7.28inch	13.55	15,000pcs	38,000pcs
8FT	15pcs/case	94.6*7.28*4.33inch	19.07	8,000pcs	20,000pcs



**Thick Carton**



**Paperboard on the top**



**Good Package**


## LED T8 TUBE Series - 6WATT&6CCT

6Watt& 6CCT Tunable,5Years Warranty

### OrderDetails

Item No.	Lumen (lm)	Watt	CCT	Base	Length	ETL
ZS-T8-20P4FT-AB-XMM	120-130lm/W	20-18-15-12-10-8	3000K/3500K/ 4000K/5000K/ 6000K/6500K	G13	4FT	YES
ZS-T8-22P4FT-AB-XMM	120-130lm/W	22-20-18-15-12-10	3000K/3500K/ 4000K/5000K/ 6000K/6500K	G13	4FT	YES
ZS-T8-40P8FT-AB-FA8(R17D)-XMM	120-130lm/W	40-36-32-28-24-20	3000K/3500K/ 4000K/5000K/ 6000K/6500K	FA8/R17D	8FT	YES

### Applications



Edeka supermarket in Germany  
德国EDEKA连锁超市

Auto showroom, parking lot in Netherlands  
荷兰汽车展厅, 地下停车场