


## LED T8 TUBE Series - 6WATT&6CCT

### LedT8TubeTypeA+B-BallastCompatible

#### (6WATT&6CCTTunable,2FT&3FT)

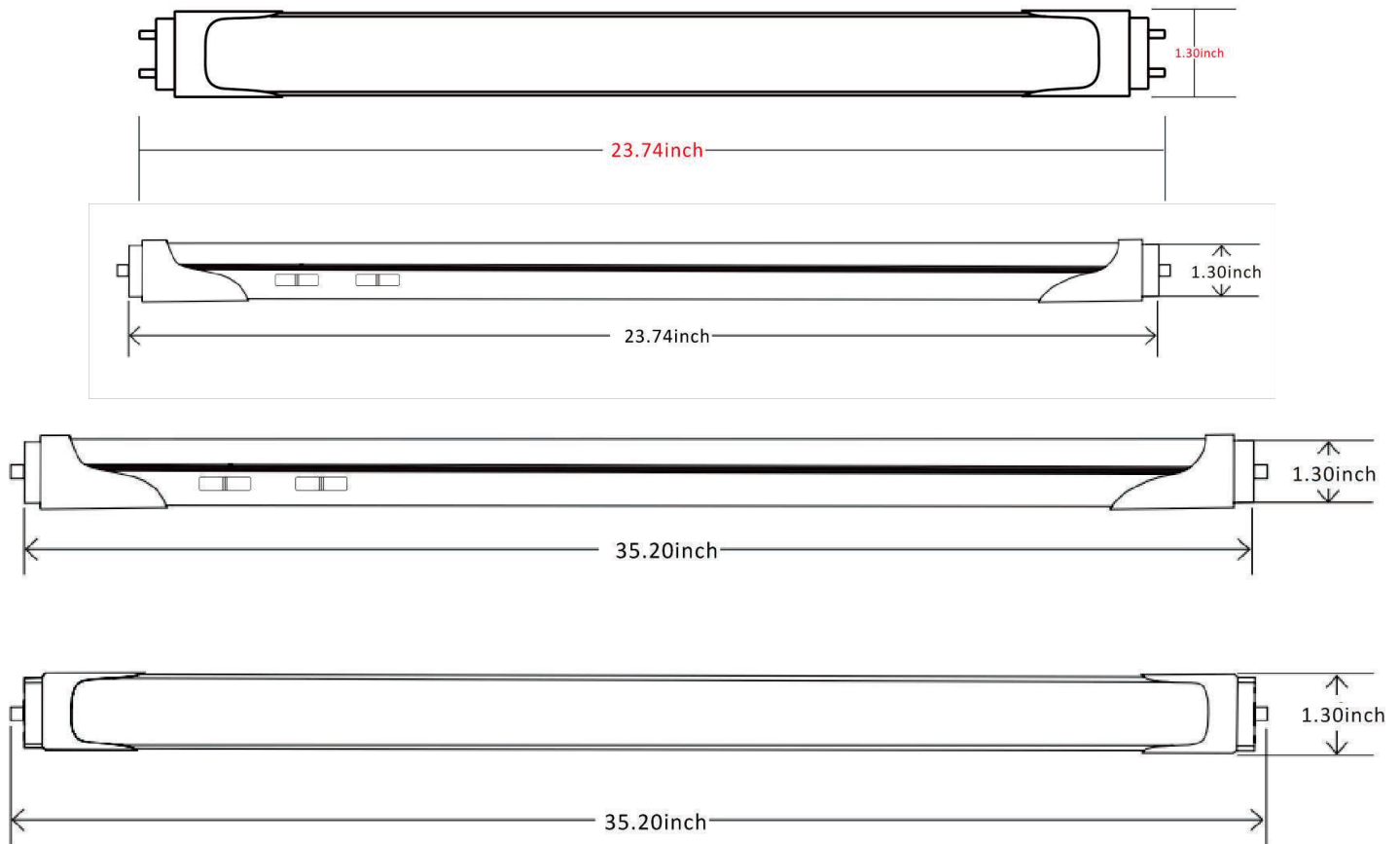
- 6WATT&6CCTSwitchinonetube
- Alu+PCT8tubewithgoodheatdissipation
- Lowerthestockrisk
- Easyforinstallation
- Environmentallyfriendlywithoutmercury



## ProductSpecification


Model	ZS-T8-10P2FT-AB- XMM ZS-T8-15P3FT-AB- XMM	Environment	Dry, Damp
Input Voltage	AC100-277V	Efficiency	120-130lm/W
Length	2FT, 3FT	Material	Aluminum+PC
CRI	>80	Operation Temperature	-20°C to 60°C
CCT	3000K/3500K/4000K/5000K/6000K/6500K (6 CCT Selectable)	Watt	5/6/7/8/9/10W 15-12-10-9-8-6w (6WATT Tunable)
Base Type	G13	Rated Lifetime	50,000 hours

## Product Dimension 2FT & 3FT



✓ **Strict Quality Control System** ---- Each tubes must be 100% inspected before delivery

Every led tube passes High temperature testing; High-Low Input testing; switch testing; pressure testing; electric leakage testing; lightning stroke testing and aging testing for 6 hours.



## Installation Instructions

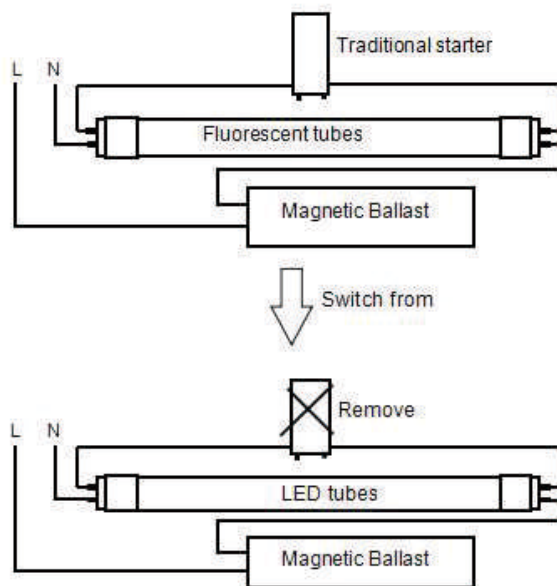
### 1. Replacement for bypass ballast (fluorescent lamps (Type A))

1. below:

**Magnetic ballast**

professional installation is required

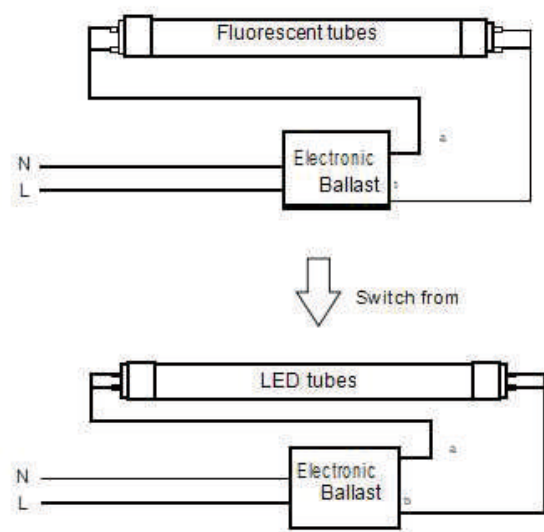
- 1: Turn off power before installation
- 2: Remove the traditional starter
- 3: Replace traditional fluorescent tube with LED tube
- 4: Switch on electricity and check for lamp starting



**Electronic ballast**

professional installation is required

- 1: Turn off power before installation
- 2: Replace traditional fluorescent tube with LED tube
- 3: Switch on electricity and check for lamp starting



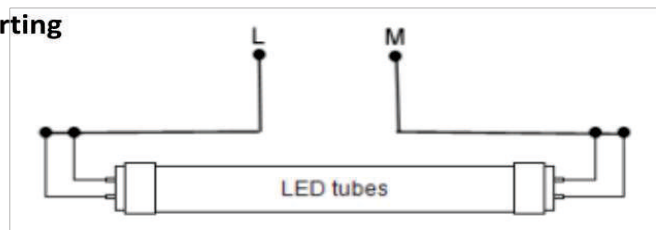
### 2. Replacement for bypass ballast fluorescent lamps (Type B)

#### Installation Steps

- 1: Turn off power before installation
- 2: Cut the wire and bypass ballast
- 3: Hook up line wires to Tombstone wires as a direct power
- 4: Stick the warning label
- 5: Switch on electricity and check for lamp starting





or




**Warning:** All fixture have to change with new tombstone when apply for plug and play tube.








## Package



Size	Case	CartonDimension/inch	NetWeight/lbs	GrossWeight/lbs
2FT	25pcs/case	24.41x7.28x7.28inch	8.26 lbs	8.60 lbs
3FT	25pcs/case	36.41x7.48x7.48inch	8.81lbs	11.02lbs



## Applications



Auto showroom, parking lot in Netherlands

Edeka supermarket in Germany